





2015 VA Women's Level 6-7 State Meet

Team Results

Women / 6 / All Ages
Session: All

Apr 10-12, 2015



Rank	Gym	Team	Score				
1	Paragon	*	116.775	28.875 3	29.025 2	29.325 1	29.550 1
2	World Class	*	116.525	29.250 1T	29.050 1	28.950 2T	29.275 3T
3	Apollo	*	116.025	29.250 1T	28.975 3	28.625 6	29.175 6
4	OT	*	115.450	28.650 7T	28.625 5	28.950 2T	29.225 5
5	Capital	*	115.250	28.825 4	28.425 9	28.725 5	29.275 3T
6	GMS	*	114.950	28.475 9	28.525 6T	28.850 4	29.100 8
7	Gymstrada	*	114.900	28.675 6	28.900 4	28.375 8	28.950 9
8	Youth Sports	*	114.200	28.650 7T	28.525 6T	27.875 14	29.150 7
9	Richmond Olympiad	*	113.725	28.750 5	28.450 8	27.800 16	28.725 10
10	VA Techniques	*	113.075	28.100 16	27.375 12	28.150 9	29.450 2
11	Arlington Aerials	*	112.200	27.850 20T	27.200 15	28.550 7	28.600 11T
12	VIGS	*	111.700	28.050 18	27.275 14	27.775 17	28.600 11T
13	Apex	*	111.675	28.275 12	27.425 11	27.500 20	28.475 15
14	Loudoun	*	111.650	28.125 14T	27.325 13	28.100 10	28.100 21
15	DDC	*	111.625	28.400 10	26.800 20	27.850 15	28.575 13
16	Roanoke Academy	*	111.500	28.350 11	26.925 16T	27.700 19	28.525 14
17	Excalibur	*	111.325	27.675 25	27.450 10	27.925 11T	28.275 19T
18	Pure	*	111.100	28.125 14T	26.900 18T	27.750 18	28.325 18

2015 VA Women's Level 6-7 State Meet

Team Results

Women / 6 / All Ages
Session: All

Apr 10-12, 2015

Rank	Gym	Team	Score				
19	Chantilly Academy	*	110.300	28.175 13	26.725 21	27.125 22T	28.275 19T
20T	Woods	*	110.200	27.750 23T	26.525 23	27.925 11T	28.000 22*
20T	All American	*	110.200	27.800 22	26.500 24	27.900 13	28.000 22*
21	Fairfax	*	109.725	27.925 19	26.225 27	27.125 22T	28.450 16
22	Stafford	*	109.300	27.850 20T	26.925 16T	26.100 33	28.425 17
23	Flipateers	*	108.800	27.750 23T	25.650 30	27.400 21	28.000 22T
24T	East Coast	*	108.700	28.075 17	26.575 22	26.225 31	27.825 26
24T	WISC	*	108.700	27.500 26	26.900 18T	26.700 26	27.600 27T
25	Twist	*	107.950	27.000 28	26.025 29	27.075 24	27.850 25
26T	Aerial East	*	106.650	26.450 33	26.100 28	26.550 29	27.550 29
26T	Gym Quest	*	106.650	27.050 27	26.325 26	26.450 30	26.825 31
27	YMCA Angels	*	106.375	26.575 32	26.350 25	26.900 25	26.550 32
28	Williamsburg	*	106.175	26.900 29T	25.400 31	26.650 27T	27.225 30
29	Prestige	*	105.100	26.600 31	24.250 34	26.650 27T	27.600 27T
30	G-Force	*	103.100	26.100 34	24.925 32	26.175 32	25.900 34
31	Blue Ridge	*	103.050	26.900 29T	24.475 33	25.375 34	26.300 33